




# Lamborghini

# COUNTACH

## 5000 QUATTRO VALVOLE



Above: Tamiya's Countach follows the real version's lines very well and gives an excellent model.

Above: The simple chassis design is the same as the '961' version and works well. The chassis is also very strong.

Lewis Eckett's dreams come true  
with RCMC's Lamborghini

One of my all-time favourite cars happens to be the Lamborghini Countach. It doesn't matter that as a car it is impractical to the point of absurdity or that buying one wouldn't leave much change from a hundred grand.

The reason I like it so much is because it is outrageous to think that anything with its looks and speed should be intended for use as a motor car.

Let's be honest, the Italians do build some lovely cars. Names like Lamborghini, Ferrari, Maserati and even Lancia and Alfa Romeo have a more exotic ring to them than say Vauxhall, Ford, Rover and the like. I know Rolls-Royce, Jaguar and Aston Martin make some pretty nice machines but nothing to compete with the Countach for sheer extravagance. Anyone who can afford to buy one and keep it topped up with petrol is the sort of person who has more money than they know what to do with.

Come to think of it, that's probably the reason why I want one too.

When all's said and done however, the closest I can ever come to owning one is a 1/24th scale 'Tamech' version manufactured by Tamiya. This is another in a long series of cars which began with the Porsche '956'. Tamiya have already reproduced a 'Tamech' example of another of my all-time favourite Italian supercars; the Ferrari Testarossa. Obviously the trip between Modena and Bologna is hardly any distance at all, particularly in 1/24th scale.

Ron Cunningham, RCMC's art editor managed to sneak the Ferrari out from under my nose (literally) so it seemed only fair

to grab the Countach for myself. Ron and I can now play Miami Vice up and down the corridor complete with miniature bags of 'sugar' from the coffee machine. I'm Crocket, he's Tubbs.

Tamiya have produced the Countach as a car only kit. This means no full version containing the radio gear, battery and charger will be available. All these items must be bought separately or taken from another car if you have one. All the Countach kit contains is the rolling chassis complete with motor and of course the bodyshell.

Once again Tamiya's moulding expertise has served them well because the Countach body is beautiful (it couldn't be anything else could it?) Unfortunately the gull wing doors don't open but we can't have everything. Still the body sits nice and low on the chassis so that it really looks mean. The wing looks massive but remember this is an accurate scale model so the proportions must be right. I started wondering how in earth the driver can see anything from behind past the wing but then I realised it doesn't really matter in a car capable of speeds of over 175mph.

The bodyshell is produced from white plastic so no painting is required unless you want to add some detail here and there. Tamiya recommend the use of acrylic paints as other types can damage the plastic. After that, spray the entire shell with a clear lacquer or varnish to really make it gleam. Make sure you do it before adding the windows.

When you have finished it, sit back, admire and dream about owning the real thing. Isn't it amazing how a company which started of making tractors could create something so beautiful.

