

ENTER THE Dragon


SUPER SLEEK OR
UGLY? WHATEVER
YOUR OPINION SAINT
DRAGON IS HERE





ENTER THE Dragon


Saint Dragon has a neat purposeful chassis keeping the electronics safe from water and knocks.



Tamiya's latest release certainly takes the biscuit in the strange name battles of the Japanese manufacturers. Apparently Japanese children read two inch thick comics weekly – and one particular strip contains the battle of the R/C cars! Amazing it may seem but these comics are so popular that Tamiya have produced one of the characters as a R/C kit. So if you want to know all about 'Saint Dragon' the cartoon character go to Japan – if not read on to find out what Tamiya's version is all about.

Family Ties

Saint Dragon shows strong ties to both the Madcap and Astute. The car is based on the same Madcap plastic tub



chassis which is light, strong and gives good weather protection to the radio equipment – what else could you ask for?

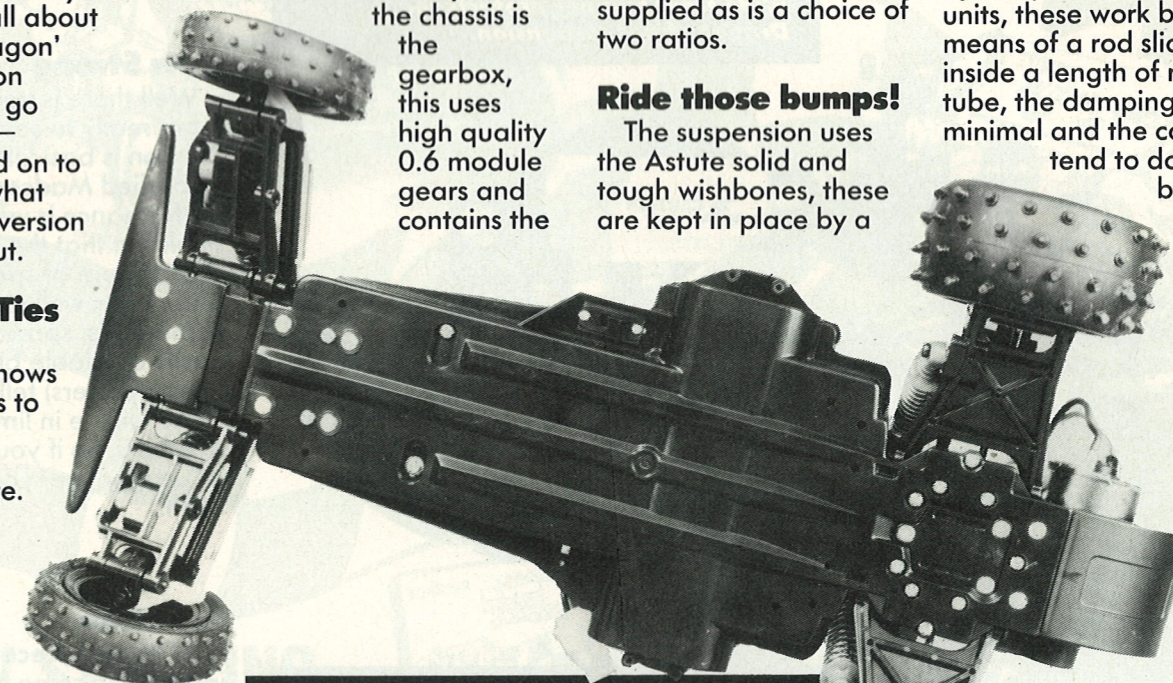
Slotted neatly to the chassis is the gearbox, this uses high quality 0.6 module gears and contains the

Astute ball diff. Bronze bushes are supplied for the diff to run on which can be easily replaced with ballraces. The usual Tamiya 540 motor is supplied as is a choice of two ratios.


Ride those bumps!

The suspension uses the Astute solid and tough wishbones, these are kept in place by a

solid toplink producing a standard parallelgram set up. The damping is by means of a rod sliding inside a length of rubber tube, the damping is minimal and the car does tend to double bounce



Saint Dragon's smooth undercarriage. Below: Red Friction dampers.




when driven over anything but a smooth surface. The steering set up is simple and neat, gives good lock and


produces almost no bump-steer. Be careful during assembly as its easy to put the steering arms on upside down!

The radio installation couldn't be easier, the servos bolt in simply on adjustable mounts and all the connections are supplied.


The speed controller is 3 speed and has a clear plastic cover to keep the weather out – no more



Wide front bumper protects the Dragons front suspension.



Steering servo sits across the chassis and uses short cross link.



black Tamiya Rubber balloons I'm afraid.

Well that's enough on how the chassis goes together but what makes the Saint Dragon different apart from its name is the way out bodyshell. Most people who've seen it either love it or hate it but you can't ignore the Stingray like appearance which is basically really weird!

How Strong

Well there is not much more really to say, the Dragon is basically a re-bodied Madcap, the performance is very similar in that the car has a good turn of speed and reacts well to commands, spares are easily available but RIKO (the importers) tell us that these will be in limited numbers. So if you fancy a 'Dragon' get yours soon.

Footnote

RCMC was recently involved in some filming of a new series of the BBC's Grange Hill, the storyline basically contained some school kids running R/C cars – ending in tears when the car was accidentally crashed under a lorry!

RCMC stunt driver Alan Harman took along a Saint Dragon chassis to be destroyed and when the crunch came was amazed that the car was still fully operational! The only damage being a bent shock tower. Infact scissors and a screwdriver had to be taken to the car to make it look destroyed for the final shot! All this just goes to prove how tough the Dragon was!