

# Q.D.

# MONSTER

**RRC reviews  
Tamiya's latest Q.D.  
vehicle.**

# Beetle

Having fun is what R/C model cars is (or was!) all about. With the festive season upon us it is a safe bet that 'fun' type vehicles will be very popular, and no car fits the bill better than the new 1/14 scale Quick Drive Monster Beetle from Tamiya.

The kit is based on Tamiya's tremendously successful 1/10 scale monster truck that was released in 1987. The QD Monster Beetle arrives in a box big enough for most 1/10 scale buggies, but the reason for this is simple, it is 99% ready built! In fact the only extra things you need to get it running are eight pcell (AA size) batteries, and one PP9 battery (for the transmitter).

As with all of the Tamiya QD range a set of basic two channel radio gear is supplied. The electronic speed controller and receiver are both mounted on one board which makes for a very small neat construction. The transmitter is a plastic cased steering wheel type with proportional forward/reverse and steering. This means that the steering moves according to the amount of movement on the steering wheel. The faster the wheel is turned, the

quicker the steering. A detachable aerial, an on and off switch with a power indicating LED, and steering trim are also included on this unit. The Beetle operates on 27MHz and the crystals are completely interchangeable so more than one car can be run at a time.


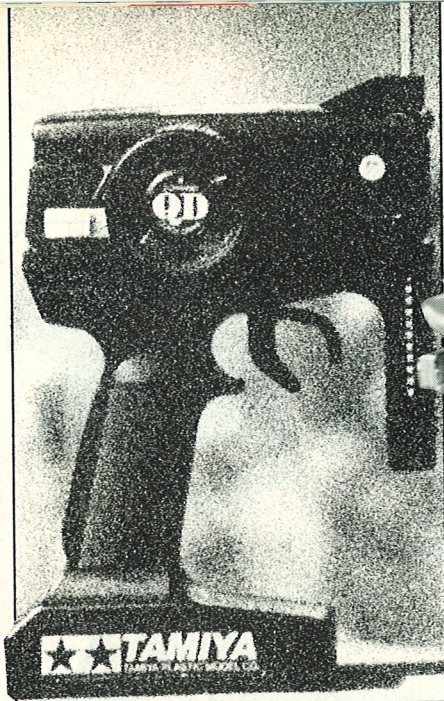
As already mentioned the Monster Beetle comes 99% ready built, and the only thing that needs to be done is to put the self adhesive decals on to the body and install the rear bumper and engine parts. The body is made from tough

injection moulded styrene and simply clips onto the front of the chassis, and is held in place by a long screw at the rear.

The bath tub type chassis is made from a strong engineering plastic and should prove to be very resilient under most circumstances. The rolling axle type suspension is supported on all four corners by simple coil over friction shock absorbers. Even though they are basic the shock absorbers are more than adequate for their intended job, indeed they produce a small amount of bounce when the Beetle is travelling over rough ground



Q.D. MONSTER BEETLE







Ⓞ **Highly detailed bodyshell comes with most of the decals already on!!**

Ⓞ **The two channel pistol grip radio as supplied with the kit.**

Ⓞ **Eight AA pence batteries are required to power the Beetle.**

demonstrated by how well it stood up to several intrepid journeys around the offices of Traplet Publications. Steps, skirting boards, filing cabinets and human ankles were encountered at quite high speeds with no breakages

Ⓞ **The rolling chassis.**



Ⓞ **Chrome detail on the front and rear of the Beetle gives it that extra touch of class.**

which adds to the effect of a monster truck. The rear end of the truck contains the differential within a sealed gearbox which is very smooth and free. A 'turbo' switch is positioned to the rear of the car which enables you to choose two pre set gear ratios. One is for 'economy' and the other is for 'high speed' running. In practice little difference was actually noticed between the settings although the 'high speed' setting did produce a

fraction more top end speed.

If you feel the need, Tamiya can offer a ball race set to replace the bushes that are supplied with the kit for extra speed, duration and performance. An up rate oil filled shock absorber kit can also be fitted to enhance road holding abilities.

### **Fun or What?!**

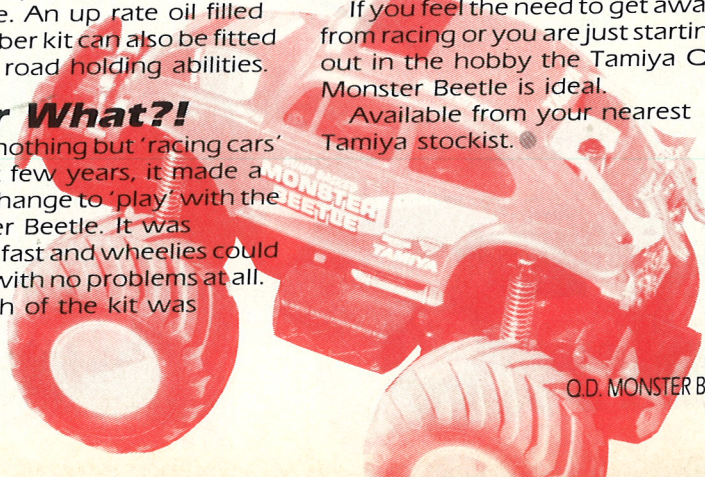
After using nothing but 'racing cars' for the past few years, it made a refreshing change to 'play' with the QD Monster Beetle. It was surprisingly fast and wheelies could be 'pulled' with no problems at all. The strength of the kit was

Ⓞ **The servo and steering linkage system can clearly be seen here.**

whatsoever.

If you feel the need to get away from racing or you are just starting out in the hobby the Tamiya QD Monster Beetle is ideal.

Available from your nearest Tamiya stockist.



Q.D. MONSTER BEETLE