

**Model Cars gets to build and drive the Mercedes C11 - from Tamiya**




never the less the kit really is one of the nicest to come from the Tamiya factory in quite a while. The reason is hard to describe, the chassis is a plastic tub and the suspension is loaned from the Ferrari F1 car, so there is no revelation in this area, what really is the stunning part of the car is the lovely bodyshell created in the correct scale with accurate sharp detailing, both of which contribute to the cars excellent appearance.

One of the nicest kits we've produced," that was the way the latest Tamiya release was described to us at the RCMC office when we were informed we could go and pick up the latest review kit. The Mercedes Benz C11 to give it its full name doesn't make out to be a racer, but



We are used to accepting the Sports car shells used to race on Pro 10 cars, these are wildly removed from being scale as the Tamiya version highlights and are merely representative of the

# MERCEDES-BENZ C11



# MERCEDES-BENZ C11

*The C11 chassis is simple and effective. The bodyshell is a very good replica of the original. Right; The radio detail shows plenty of room for the two servos and receiver. Aerial is also included in the kit.*



real thing. This is where the C11 scores as apart from being radio controlled the model can be finished to a standard where it would not look out of place in a model show-case.

### Under the Skin


The C11 is based on a moulded plastic tub chassis to which all the suspension components are mounted, the front suspension is taken from the Ferrari F1 chassis. This is made up from plastic fixed arms to which the steering blocks are mounted, these are suspended on light springs to give a small amount of movement.

The rear suspension is slightly more sophisticated, this uses a four piece moulding which is bolted together to give a solid rear pod, this holds the rear axle and the motor. The pod is bolted to a glass fibre "T" piece which is in turn bolted to the chassis on rubber mounts to allow it to have some movement. This movement is then controlled by an oil filled damper which is mounted on ball joints between the rear pod and the chassis.

The rear pod houses the motor which is bolted direct to the plastic casing, the motor is the standard 540 bushed type. The rear axle is steel and has a very clever diff system as seen on the Ferrari, the diff action is super smooth. A point worth mentioning is that the main spur gear sits very low to the ground and could be damaged if run on anything other than a clean smooth surface.

### All Under Control

The radio fitting into the car



is a real doddle, the front steering servo bolts in quickly and is fitted with the supplied servo saver, Tamiya include parts to make the servo saver fit all makes of servo. The kits coming to the UK have a 3 speed, forward and reverse circuit board type speed controller, this fits in easily and is quickly connected up to the second servo.

Towards the rear of the chassis is a plastic moulding that beefs up the rear of the car, this is moulded in such a way as to give the impression that the car has a spaceframe chassis, adding to the realism.

At the very rear of the car is the wing mount, this bolts firmly to the rear gearbox to give a mounting for the lexen wing, this means the wing goes up and down with the suspension and looks great as the car darts around the circuit.

### Is it Real?

As said, in our opinion the bodyshell is what really

makes the kit, to gain a perfect finish time must be taken on the painting to give a good even coverage. The headlights are a separate moulding and do a lot for the look of realism, these are a little tricky but look great when finished. Stickers are to the high Tamiya standard and go on easily, although there aren't to many to play with.

Hopefully the photos which accompany this review show just how good the kit is, if your still not convinced get down to your local stockist and have a look close up!

### Footnote

We may have made this review sound like the car is best kept just to be looked at - this is far from the case. At the recent Model Engineer Exhibition on the Pro 10 raceday a Mercedes C11 was entered, with a whole host of top drivers in attendance the C11 came home in the top three in the C final! not bad for a scale racer. So the kit is good to look at and goes well too, and all for around £70, what more could you ask for?

Available from your local dealer.

