

The Marui Super Wheelie

CJ-7



1/10th Electric Off Roader

When the CJ-7 Golden Eagle Super Wheelie arrived from Amerang Ltd it was impossible not to experience a feeling of "deja vu" because of the similarity in presentation of this latest off-road car from Marui and that of perhaps one of the best known names in off-road racing.

On opening the large brightly illustrated box it was found that similarity did not end with the box lid (you know what they say, "imitation is the sincerest form of flattery").

The kit follows what is now almost standard form with all nuts, bolts, screws and washers packed into easily identifiable bags with descriptive header cards. The speed controller, wheels, tyres and differential unit are all blister packed.

The chassis is of the "bath tub" design into which all the suspension parts locate.

Suspension

The front suspension uses reinforced nylon trailing arms operating independently on coil springs. These units are mounted directly onto the front of the chassis, a point to remember here is that when assembling the front suspension and steering arms attention should be given to ensure that all movement is free and smooth, this may entail removing some burrs from


the plastic moulding etc. But if the steering is stiff it will have an adverse effect on the car's handling. A nice little touch here is that if the front axles are a tight fit (as they should be) two jigs are provided to ease their insertion.

The rear suspension again uses a trailing arm and coil spring system but is linked to a live axle set up incorporating the motor and differential unit. The gearbox and axle unit uses nylon bearings with the exception of the main axle/differential bearing which is oil impregnated metal. It would be fairly inexpensive and straightforward to use ballraces if preferred.

Tyres and Wheels

The tyres and wheels supplied in the kit are of the "knobby" variety (although described by Marui as "wart" tyres!) and should give excellent grip. These tyres also fit a number of other off road cars and I am sure that they will be seen in many kit boxes and fitted to a wide range of cars. The wheels are moulded in two parts and held together with four screws in each, this also serves to clamp the tyres in position, however it was felt that a little cyanoacrylate on the front tyres was required to hold the tyres firmly in place especially when racing the car.

Bath tub chassis with lots of room for radio installation.




Road and Speed Control


The Super Wheelie has plenty of room to accommodate most radio control systems and our Futaba outfit presented no problems. The kit includes a ready wired speed controller that is simple to fit and operate. Before fitting the radio gear it should be decided whether the car is going to be used as a racer or for wheelie stunts so that the receiver and motor battery packs can be fitted accordingly.

Body Shell

The whole car is complemented by a fairly detailed and elaborate Jeep style body shell complete with spotlights (non working) dummy winch, etc. and a detailed driver figure. There is also a small decal sheet with the Golden Eagle logo on it. As much time could be spent painting the body as building the entire car if you wanted, but using the decals provided and only a little time spent painting the body and driver a satisfactory finish can be achieved.





Really nice wheels and tyres described by Marui as "wort" tyres.





Heavily sprung front bumper viewed from the underside.

Below left: Coil springs and swinging arms provide the rear suspension. Below right: Rear axle and gear box viewed from underneath. Gear box is protected by chassis strakes.



Simple steering servo installation linked through servo saver.

Front suspension using coil springs and trailing link system.



Conclusion

The kit is well presented with good illustrated instructions. The kit we built went together easily and no problems were experienced with the parts which in most cases were a good fit.

On the negative side it is fair to say that there were some niggling faults such as the steering arms were rather a tight fit and time had to be given to gently free these off, but on the positive side the price must be taken into account. At £49.95 or less the Marui Golden Eagle must be good value for money by any standards especially as the kit includes a Mabuchi 540 motor and requires only a 6 volt nicad pack, charger and two function radio to complete the car for running.

An ideal introduction to radio control car racing with plenty of scope, we feel sure that the Super Wheelie will bring lots of enjoyment and good value for money. □