

# FORMULA for fun

## KYOSHO RENAULT MAXI MEGANE



### Shopping car or shocking car?


The Renault Megane is a pretty, hatchback shopping trolley... er yes and no. Yes, the standard Megane is a nice, quiet, docile little runabout but NON NON NON the Maxi Rally car it is not. Nicknamed "Kit cars" this class of rally car looks like a normal hatchback that has been fed a diet of steroids! These 2 litre, front wheel drive Rally cars with sequential shift gearboxes are completely manic with a gear change every 5 yards on a tarmac rally stage and enough pace to thoroughly frighten a full house 4WD Group "A" or WRC Rally

Side view of the Megane.

car! If you get chance have a look at the Eurosport coverage of the French Tarmac Rally Championship, the Maxi Megane and Maxi Peugeot 306 Rally cars are the stars. Kyosho have now introduced these Gallic warriors to their fun car range.

### What do you get with the Kyosho "Kit car"??

Like the full size the Kyosho Maxis are also pretty unusual. Available with either the Renault



The "Mantis Chassis". Features a simple suspension system with fixed links and hair grip springs, without dampers.

Maxi or Peugeot body shells the model breaks new ground in 1/10 scale fun cars by being a front wheel drive IC powered car. Now front wheel drive in models is fairly commonplace with Yoke's and Tamiya's to name but two and IC powered fun cars are two a penny, but this combination is unique.

The very simple "Mantis" chassis is basically the same as that fitted to the "Mantis" RWD Volvo and Audi A4 but with the steering installed at the opposite end! The chassis features a simple suspension system with fixed links and hair grip springs without dampers. The ride height is adjustable via an Allen

screw on the bottom suspension arms. A rudimentary transmission brake is fitted, operated by the throttle servo. The ballraced .12 size engine is fitted with a pull start. A 75cc fuel tank is fitted which should give run times of around 10 minutes. To compliment the rallying theme the cars come complete with blocky "Rally" tyres which are suitable for gentle off-road use. The result is a car that is simple to build, robust and reliable.

### What's not in the kit?


If you are starting out from scratch first of all welcome to the wacky world of R/C Cars! And secondly you will need a couple of other bits and pieces. You will need a suitable 27 or 40 MHz two channel radio with two servos, one for steering and one throttle/brake. You will also need some suitable fuel, a glow starter, some spare plugs and batteries for the receiver and transmitter.

### The big build up.

We gave the model to Jon Essex, our Video productions manager to build it. It made sense for Jon to have a go as he was to make the RRCI Video Epic so eagerly awaited by all you fans out there. His response was to ask if we had given him some help as most of the construction had been completed!

The completion of this model is a doddle and will not take much of either your time or grey matter! As is usual with Kyosho models the instruction manual is excellent, a simple guide in four languages I was tempted to stay with the Gallic theme and ask Jon to use the French instructions but perhaps not, so Jon just followed the pictures just like the rest of us....

First job is to identify the parts and then assemble the servo saver, steering links and servo mounts before installing the steering servo onto the chassis. Move on to the




Comes with a ballraced .12 size engine, which is fitted with a pull start.

receiver battery box and the receiver installation and already you are at section 8 of the build up, that is 8 from 17, tricky huh?

Sections 8 and 9 deal with the throttle linkages and here we had a small problem. When Jon assembled them, following the instructions he thought, he inadvertently set it up with a very high speed idle, of which more later. In terms of the construction that is about it, all that remains is to fit the body mounts, glue the tyres to the wheels, fit the wheels (without losing the tiny drive pins!) and we are now ready to go to work on the body beautiful.....

Overhead look.




### Sacra Bleu!

Well the predominant colour is certainly French Blue, and this along with the red and yellow of the Team DIAC colour scheme gives an extremely attractive model. As with many of the newer breed of body shells the sticker sheet includes some very complex stickers which need great care to fit properly. Gently warming the stickers can sometimes help where double curvature body panels occur.

### What does it drive like?

When it came to first runs a problem appeared. The engine idle was far too high and the brake was holding on. Careful adjustment of the linkages and the throttle trim improved things a lot but a small return spring for the brake might be added later to hold of that brake at idle. A second problem, very minor,



Kyosho's Renault Megane, simple to build but robust, and loads of fun!

was that the Ferodo type material on the transmission brake became detached. A quick gloop of Cyano cured this.

Driving impressions? Well, when you Max the Maxi you get understeer, understeer, with a side order of understeer.... The smooth running, .12 sized engine appears to be in a soft tune and provides adequate rather than sparkling performance.

We will be having a play with tyre combinations to reduce the grip at the back but the basic handling is benign and forgiving. Easy to drive but ultimately a bit frustrating. The model is a bit bouncy over the loose stuff, a legacy of the absence of shockers but this is not so apparent on smooth tarmac. If this is to be your first R/C model car, or



A 75cc fuel tank should give running times of around ten minutes.

### Testers Kit

|            |                   |
|------------|-------------------|
| Glow Plug  | Kit               |
| Glow Start | Ripmax            |
| Body       | Kit               |
| Tyres      | Kit               |
| Radio      | Futaba Attack 2DR |

### Likes

Accurate, good looking shell  
Ease of Build  
Overall performance

### Dislikes

Poor brake arrangements  
Lack of dampers

# Maxi Megane Manic Street Screecher?

Ready for fun! Front view.