


959

Style and sophistication are in abundance with Kyosho's latest release – their 1/8 scale IC Porsche 959 replica



It was over a year ago that RCMC published photographs of an early version of a 1:8 scale IC Porsche 959. The car appeared to have a double exhaust system and some very nice looking wheels and tyres.....

Well, here we are sometime down the RC car road and we have a finished kit in for review. Ripmax are the UK importers of Kyosho and have a number of the beasts ready to release into circulation. Also in the series will be a Nissan GT-R and an Audi.

So what do you get apart from an enormous box?

Underside

The 959 is based on the successful world championship winning Inferno chassis. This gives the car an alloy stamped chassis pan to which the tested Inferno drive system is bolted. The main components of the chassis are ready assembled, this includes all the drive system, front and rear gearboxes and the engine. The engine included in the car is Kyosho's own 3.5cc pull start unit named the GS21. This unit, although not the most powerful ever produced does exactly what it was designed to do – start easily

and run reliably. Most of the problems with pull start engines come from the pull start system themselves, but on the GS21 unit the starter seems to be very tough indeed.

Building the 959 will take a reasonable amount of time as in 1:8 car kits all the screws are very long and the bits very big! Compared with 1:10 electric kits it will take longer and require a little more modelling knowledge.

Suspension on the 959 again uses parts from the Inferno, the suspension comes together quickly and the dampers are soon in place. The car comes with metal bearings mostly with just the inclusion of ballraces where necessary. This makes the drive system smooth and free – just what's required.

As mentioned the suspension of the car comes together quickly and easily, oil is supplied for the dampers and the fits are good and smooth. The fuel tank is assembled and fits to the chassis as does the radio plate via a set of plastic posts. Fuel leads and the connections required are all included and set-up and installation of the engine is quick.

One of the more interesting parts of construction is the exhaust system, this as can be seen from the photos this allows the gases to escape via a twin pipe system. This gives the car a nice sound and a scale appearance.

Wheel winner

The wheels on the 959 are one of the best bits of the kit. They are formed in four pieces and bolt together with tiny screws. The outside of the wheel gives the good looks along with a fake brake disc, and on the inside the main part of the wheel gives the strength. Tyres are also super with a grippy pattern and markings.


A very clever part of the car is the cooling fan. This small and neat unit runs via a rubber belt from the crankshaft and spins a fan to cool the engine – very clever indeed!

One of the major jobs in the kit is the bodyshell. The real 959 is a rather short and stubby car and Kyosho have done an excellent job in making this 1:8 scale model look just as it should. The toughness and lines of the real 959 are captured beautifully in the moulded Kyosho lexan. The trick seems to have been achieved by using a multi piece moulding. These mouldings need to be trimmed, painted (ours in graphite grey), and bolted together. This is an easier task than we expected but do read the instructions carefully – spare bodies will surely be expensive!

Finishing off the body is a matter of applying the excellent metallic stickers and bolting on the plastic parts (windscreen wipers etc.), and you're ready to go.

Our experience with running the





959 was all good. Following the instructions and using the right fuel meant that the engine started quite easily and ran reliably. Our advice is to have some spare glow plugs and loosen the plug when the engine is new to start it – this makes it turn over easily, but don't forget to tighten before running.


Kyosho's 959 is another one of those cars that everyone will want. It has good looks, runs well and makes a super noise!

If you fancy a 959 then don't go to the shop if you can't afford it – I guarantee you'll end up buying one!

Available from all Ripmax stockists – although in limited supply.

Specification

- Full time 4WD
- 3.5cc Pull start engine
- 125cc fuel tank
- twin disc brakes
- three differentials
- Four part wheels
- Oil filled dampers
- Semi ballraced
- Three piece lexan body
- Air filter, fuel lines included
- Stamped alloy chassis



Opposite page; Excellent detail including swooping rear spoiler and metallic stickers for lights bring reality to the Porsche 959 body. Right; GS21 Kyosho engine pull start system is mounted directly to the back plate of the engine. Below; Note neat cooling fan driven by a rubber belt from crankshaft. Far right; Twin exhaust system that gives the 959 just the right sound.