


Quicksand!



With the Sandmaster 10 Kyosho bring Gas power racing into a much more affordable arena....

It really has been quiet some time since we had a new release from Kyosho, although their releases have been rare, what they have produced has been successful. For 1994 though this seems set to change with a massive list of new releases that are detailed in part elsewhere. The first of a new range of gas powered cars is the Sandmaster 10, a new pre-built pull start 2WD that has a number of good points.

The Sandmaster 10 is basically built around a moulded plastic tub, this tub forms the base for the main components to be housed and due



to its shape forms a protection for the internals including the RC system. The chassis is also compatible with the Lapboy timing system, this basically means there is a moulded hole in the chassis for the unit to fix to (more Lapboy details later).

What do you get?



- The surprising thing when you first open the box is that the Sandmaster is pre-built. Most IC cars aren't and it was a nice surprise. There's still some work to be done but you are presented with a built chassis consisting of suspension, steering and the drive system and engine in place.
- The front of the car is pure textbook Kyosho, simple non adjustable parallelogram suspension is supplied with twin steering posts to remove bump steer and a good amount of kick up for

KYOSHO NEW FOR '94



New for 1994 Kyosho will release a whole new range of radio control vehicles. Firstly is the Go-Kart, this is powered by the Sandmaster's GS11 engine and has been produced to appear very lifelike. The Kart has a driver figure that moves with the steering and a tubular chassis that again is true to scale.

Below is shown two other new releases. The Lancia Delta in 1993 Repsol colours and the Mercedes C class touring car are both new bodies to cover a new 4WD shaft driven IC chassis. The car will feature the pull start system for the engine and will also be available with different body designs. All these and more will be seen soon in RCMC...





Studio shots of the Sandmaster show the purposeful body that allows easy access to the fuel tank.

The price is right

The best thing about the Sandmaster is that it costs around £160, that really is an amazing price for a pre-built 2WD IC car and we feel it represents the best value car for the money on the market. The car is full updateable and is easily ballraced. The Sandmaster chassis will also soon be available with various bodyshells including a 911 for another £10.

Overall this really is an ideal chance to try IC power, the car is tough, well priced and selling fast – so hurry up!

Available from all Ripmax stockists at around £159.00.

riding the bumps.

At the rear, again a simple suspension set up is used with dog bone drive shafts transmitting the power from the geared diff to the wheels. Most of the suspension parts look familiar and are made from tough Kyosho plastic. The gearbox is gearedrive composing of a large chunky tooth gear that drives onto the clutch bell (all pre built) on the engine.

The engine used is the .10 size Kyosho made GS11. The pull start is again all pre assembled and is moulded in a stiff red plastic. The engine sits in the car via an angled alloy plate that doubles as a mounting and heatsink. A simple barrel carb is fitted and the kit comes with all the filters supplied.

A very neat part of the kit is the moulded fuel tank, this unit has a flip top and pump action primer for getting the fuel round to the carb before starting. The tank lid has a strong spring to return it shut and we made fuel stops a little easier by feeding a tie-wrap through the holes in the end fitted with some fuel tube to give something to grab

– a small mod that makes filling easier.

What is there to do?

Building the car for its first run is pretty easy. You will need to get an RC system that has a battery box because there is no drive battery! You will need to build and fill the dampers, we would advise that a thicker oil is used than in the kit, the damping is a little to light with the standard oil. Apart from that cutting out the body and a quick coat of paint almost finishes it off. You will need a 2v supply, glow clip and some fuel, we used 10% nitro.

Another small tip is that we stripped down the steering assembly to loosen it up a little as it was stiff from

