


BOLINK ELIMINATOR GOLD




*The latest in a line of
thoroughbred race cars from
Bolink is the Eliminator Gold.
It is the best yet!*

In this world of packaging and marketing it is all too easy to be attracted to a very expensive and superbly decorated box containing very little in the way of value for money. How many times have we heard the tale of woe "It looked good when I saw it in the shop"? This applies to every product you can possibly think of and the world of r/c cars is no exception! You may wonder why the preamble? Well there are two reasons why, the first is that the box that contains the Eliminator is beautifully produced containing just the right amount of balanced art work and photographs of the finished article. O.K. so to the average man in the street the box is the last thing he is interested in. Is it really? Well what caught your eye in the first place? What focussed your attention to this item amongst the many in the already

*Twin rear
shocks make sure
that the Gold
Eliminator really
handles well. Wholly
cosmetic, but the gold
wheels do look good.*



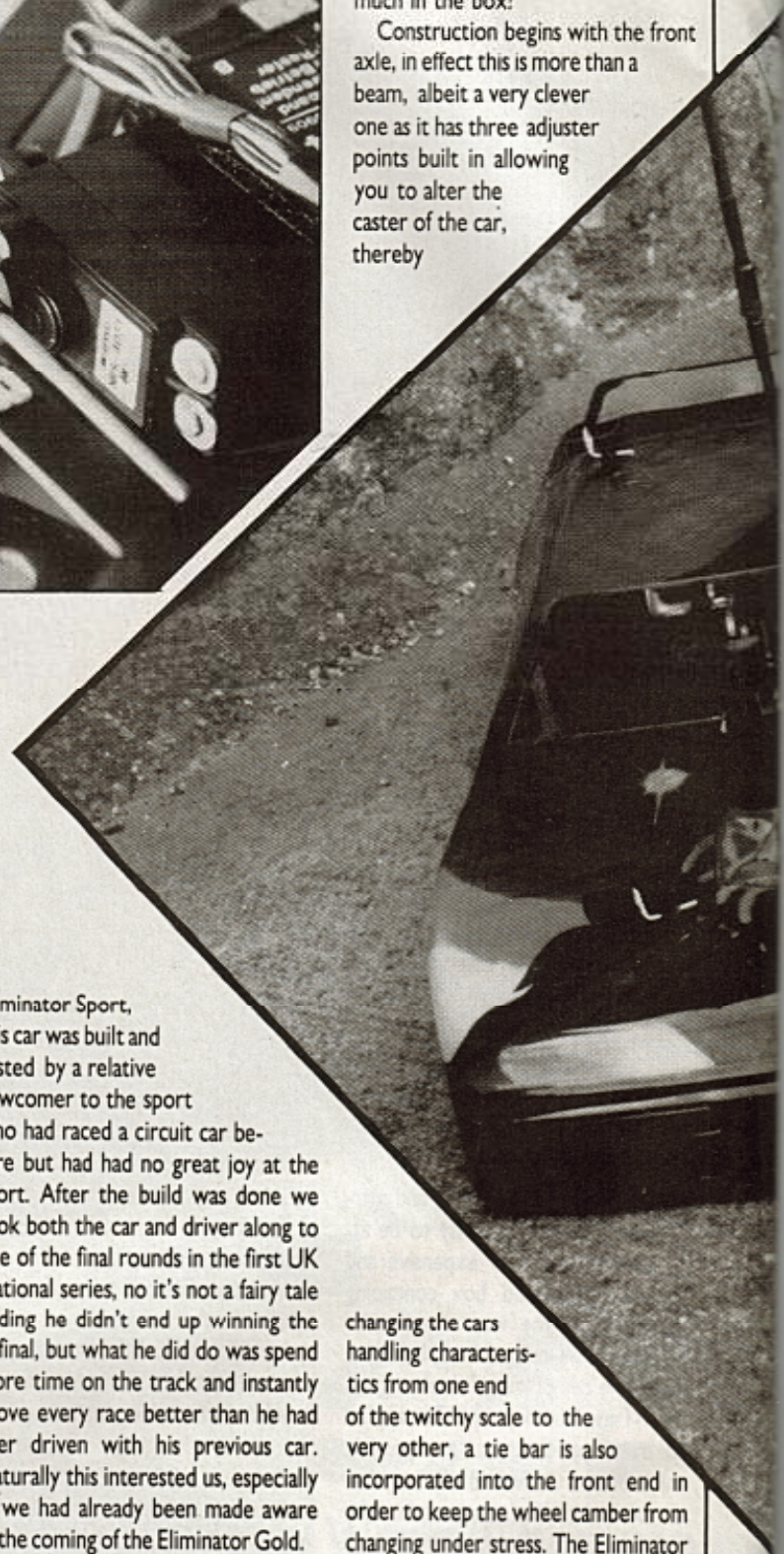


Front axle can be adjusted to suit varying driving styles and track surfaces.

An Evening In

Spending an evening in should be all the time that you need to put all of the Eliminator together, again we must state that is because it is easily assembled and not because there isn't much in the box!

Construction begins with the front axle, in effect this is more than a beam, albeit a very clever one as it has three adjuster points built in allowing you to alter the caster of the car, thereby




well stocked hobby shop? So you see the packaging of any product is important to both the customer and the store owner alike.

Secondly what you get inside Bolink's new box is well worth every

penny that you are parting with, the Eliminator Gold is a thoroughbred race car that once built will put you in the running anywhere in the world against any opposition.

Not so long ago we reviewed the



Upright tie bar makes certain that everything remains true and square.

Eliminator Sport, this car was built and tested by a relative newcomer to the sport who had raced a circuit car before but had had no great joy at the sport. After the build was done we took both the car and driver along to one of the final rounds in the first UK National series, no it's not a fairy tale ending he didn't end up winning the A final, but what he did do was spend more time on the track and instantly drove every race better than he had ever driven with his previous car. Naturally this interested us, especially as we had already been made aware of the coming of the Eliminator Gold.


It must be said that we are generally very impressed with all Bolink products and the Gold is no exception, graphite chassis, adjustable caster, fully damped and oil shocked rear end, super smooth graphite differential, wheels, tyres, bearings and bodyshell it's all in the kit and needs no filing, easing, redesigning or adjusting to finish — just shake the box and your car is built, well not quite but almost.

changing the cars handling characteristics from one end of the twitchy scale to the very other, a tie bar is also incorporated into the front end in order to keep the wheel camber from changing under stress. The Eliminator rear pod holds some interesting new developments in store too, new pivot balls allow a far smoother travel and therefore predictable ride characteristics than ever before, while two coil over oil shock absorbers soak up any of the undulations that you may find hidden in the circuit. Meanwhile all of this motion is dampened by the clever use of a well greased strut and piston, this device keeps all three axis

well and truly stabilised. The motor pod is constructed from anodised aluminium and carbon fibre, the aluminium also acts as a heatsink keeping the motor as cool as possible.

Out of Ten

The proof of any pudding is in the eating so they say, in the case of the Bolink it was in the driving. Once the radio gear was installed, an easy task due to the amount of space available, the car was taken to a local circuit and




Chassis is saddle pack configuration and is pre-drilled to accept Bolink's superb battery holders.

hurled into most situations with large amounts of excess speed, thumbs or a mixture of both and still be forgiving.

The Gold must be classed as one of the best electric circuit cars we have yet reviewed, it has grace and a lot of style, mainly due to all the gold

anodising against the black, but having said all that the car must be a definite contender for major titles next year. It is a first class race car, strong, rigid, fast and most of all very, very easy to handle. Our congratulations to Bolink on this fine product. Ten out of ten!



Rear end anodising and wheel plating is excellent.

tested. We set the car up initially using three degrees of front end caster and a diff that although wasn't slipping was not tightened to the point of smashing the balls (oo er), 20 grade silicone oil was used in the shockers and the front end was sprung using standard springs as per kit. Speed trials were not what we were looking for but straightaway the car was going very fast, she is right on the weight limit! What really impressed us though was the way the Gold Eliminator handled, straight from the box she was smooth, responsive and, although she would definitely bite you if you pushed too far, was more than willing to be

