

# WICKING Dirt

advantage of the rules for trucks, and the results speak for themselves with the NORRCA and ROAR titles falling to the truck in the USA.

Recently growing number of racers have been converting their RC10T's to gas power, and the RC10GT has been developed to meet the needs of these customers. The truck uses the race winning features of the RC10T along with some new designs specially for the task.

The new truck features a new gas chassis, this is slimmer to one side to allow for the exhaust but retains a strong resemblance to the

famous RC10 chassis design. A new low line Stealth transmission with a final drive of 2.6:1 has also been developed and this also features a larger diff to handle the extra power given by a gas engine. The kit also has a new servo saver design, disc brake unit and an adjustable clutch – tunable for varying tracks.

Associated claim that, although the truck has a slightly differing appearance due to the addition of a fuel tank and servo to the RC10T, the handling will be the same, – as we intended to build and run the test item we would find out if this was true.....



## ASSOCIATED RC10GT

Inside the RC10GT you will find a stiff chassis and neat radio set up that will give reliable service during the toughest use.



### Out the box

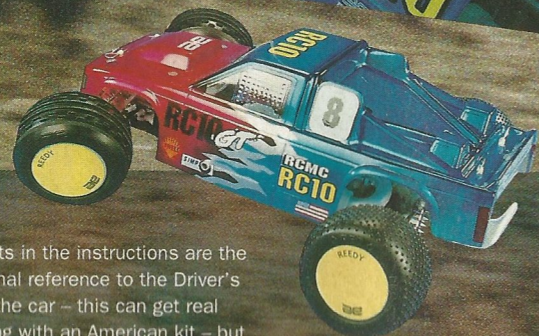




The actual construction of the RC10GT is simple and straightforward, although at first it appears that an IC kit will need more time and attention than an electric car, this didn't seem true with the RC10GT.

Included in our top spec kit was a video and this should be watched before construction starts – this is surely a first for Associated and is basically a very good idea.

Suspension is simple to assemble, just the odd crafting with a scalpel blade is required where instructed but in general the fits are excellent especially the suspension arms which glide onto the pins. During construction the bag names are call for in the various stages and this is simple to follow – there are highlighted points in the instructions that give tips and set-ups as you go. This is useful and there are even Racer's Tips that give suggested settings for parts of the truck that can be adjusted.







Highlights in the instructions are the occasional reference to the Driver's side of the car – this can get real confusing with an American kit – but its also very amusing! The front of the car goes together first including the 30 degree caster blocks, the arms assemble to the bulkhead along with a steel strengthening brace. A very chunky front shock bracket is made from glass fibre and this is attached to an alloy front plate.

The front plate fixes to the chassis via the steering servo screws and a further center mounted screw – a good strong assembly is already taking place. After the assembly of the track rods and top links for the front suspension the instructions move onto the Stealth transmission.....

### Lay it down

Associated's Stealth gearbox is known as the best in the business, although other manufacturers are

now on par, the Associated unit has been available for a long time and is reliable and hard wearing. For the RC10GT the gearbox design has been changed, the gearbox now lays down to suit IC use and has a larger diff, this is mainly to take the extra punishment handed out from a gas motor. A neat brake disc and cam operation is used and when complete, the unit is smooth and very purposeful looking.

The gearbox is slipped onto the chassis and the engine mounts are then bolted in place, these are alloy and very chunky – they will give the engine a good solid mount and help with the cooling. The rear bulkhead and top joining plate help the rear of car become extra stiff and once in place the rear shock bracket and rear suspension is put in place. The rear of the car comes together very quickly and the kit we reviewed came with full set of ballraces and UJ driveshafts. The adjustable top

links are popped into place and as always the Associated balljoints throughout the car are very free.

### Damping






The dampers in the RC10GT are the well known Associated 'Green' coated items that are simply excellent. Nowadays the dampers come with various pistons but the instructions tell you just what one to use! 30wt oil was put in and filled as per instructions, they are smooth strong and reliable - end of story.

The latest spec blue Associated springs are included for the rear of the car and golds for the front, the dampers bolt on to the car and at this stage the truck is starting to look almost complete.

In the kit are a set of Associated Proline made 'Red' tyres, these need to be glued in place and are an ideal starting place as we found later the car was nicely balanced...

The instructions then go on to show the radio installation and all the fittings needed are included, the servos bolt into place and the steering servo needs a servo horn to be fitted. The throttle servo is put in place and then the supplied specially shaped arm installed. The receiver goes on a small plate to the right of the car and then the excellent fuel tank is mounted – this has a large flip top and strong spring to shut it after fueling – a built in filter makes this take complete and a highlight of the kit. The instructions now stop!.....but another separate sheet takes over to show engine installation. The clutch and flywheel are all in the kit, just how to cut the engine and fit all the ancillaries is clearly shown and this is really quite simple. The carburetor and settings are also all shown in the instructions, we choose to fit the latest OS .15 CZR engine which could be considered to Rolls Royce of its class. After fitting the clutch, which is simply adjustable by moving the spring locations the engine blocks are fitted to the engine – we used a little Loctite here. The servo connection to the throttle and brake always seems tricky but the Associated set-up makes this easy, the instructions being easy to follow and clear. The kit includes a really nicely made exhaust, this is fitted using the tube and tie-wraps supplied and mounts to the chassis via a pre-bent wire.

Long suspension arms and famous RC10 shocks give loads of smooth bump soaking travel...



Left: One sided! The chassis on the RC10GT is formed to allow for the pipe to sit to one side but gives a strange appearance.

Tarmac circuit track and it still behaved very well on this alien surface to the high riding truck.

### The score?

Full marks have to go to this kit for its ease of build, completeness and finally the way it drives – the Tamiya TR-15T was excellent fun but with the OS.15 engine installed and the off-road capabilities of the RC10GT the Associated car gave us one of the best all round packages we've reviewed for a long while. The quality is good and the possibilities for this class of racing are now endless with a manufacturer of Associated's size finally getting seriously involved. 

An air filter is also to be found in the kit and this pops over the carb to complete the chassis.

The body for the RC10GT is similar to the other Associated trucks and allows the shocks to sit inside the shell without the body sitting too high – a quick coat of Pactra paint was applied and the kit decals put in place and we were ready for the off!

### Worlds track here we come!

We decided to run the car at the Tamiya Racing Circuit in Basildon, the venue for the 1993 World Champs, the circuit was a little wet as can be seen from the photos but it was an ideal setting to run the car and take some photos.

After filling the tank with some

16% nitro fuel the OS engine burst into life immediately, the engine has a crisp note due to the exhaust and sounded very lively. The truck was soon flashing up and down the TEMAC circuit and was really surprising fast and responsive – the engine ran perfectly and the truck was working very well too with good bump riding and jumping very well off the large jump in the middle of the circuit – some 6 tank fulls later and around 180 photos taken the car suddenly went out of control! Water in the receiver was the answer and putting this in a balloon is a definite recommendation.

The instructions say the car will handle like the electric version and this is true – the truck is simply excellent in this department having a good, sharp set-up from standard but still being easy to drive. After the off-road track the truck was treated to a few tank fulls of the

### SPECIFICATION:

Available in pull and n on-pull start.

CAR: Associated RC10GT

AVAILABLE FROM: Ted Longshaw  
0689 855313

PRICE: On application

ENGINE: OS .15 CZR

AVAILABILITY: Irvine Engines  
081 361 1123