

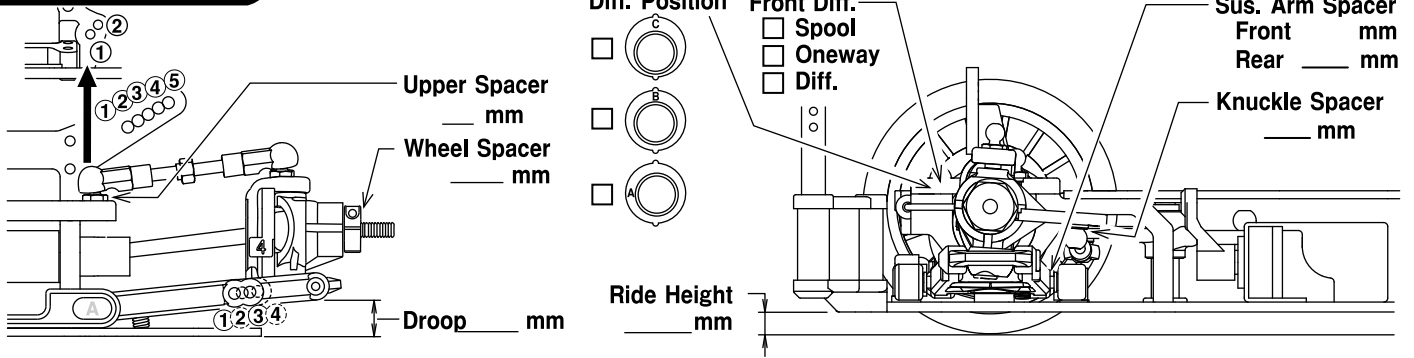
Name \_\_\_\_\_

Date \_\_\_\_\_

Track / City \_\_\_\_\_

Event \_\_\_\_\_

### Front Suspension



### Sus. Holder Bush

Front IN / OUT \_\_\_\_\_

Rear IN / OUT \_\_\_\_\_

### Sus. Holder Spacer

Front

Rear

Front \_\_\_\_\_ Rear \_\_\_\_\_

### Sway bar

\_\_\_\_\_ mm

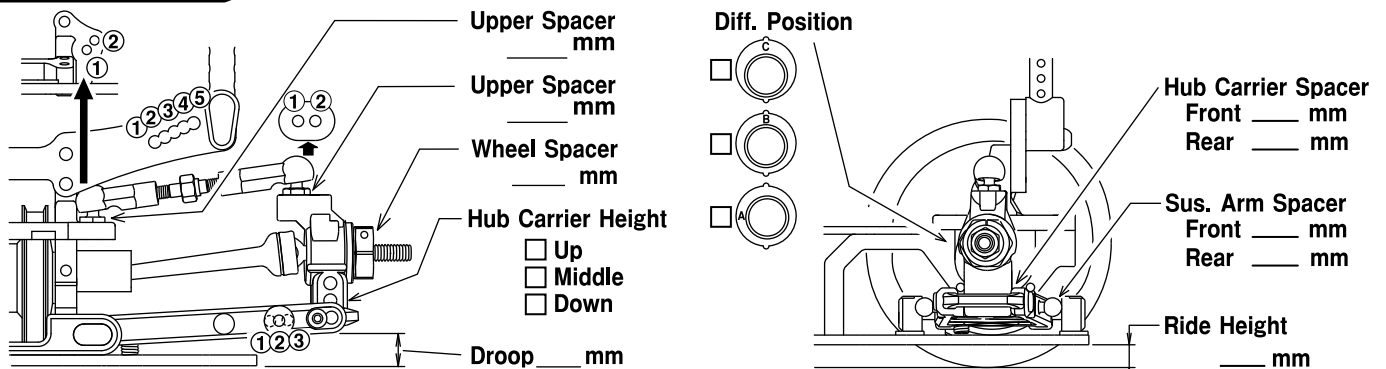
### Toe Angle

\_\_\_\_\_ °

### Camber Angle

\_\_\_\_\_ °

### Rear Suspension



### Sus. Holder Bush

Front IN / OUT \_\_\_\_\_

Rear IN / OUT \_\_\_\_\_

### Sus. Holder Spacer

Front

Rear

Front \_\_\_\_\_ Rear \_\_\_\_\_

### Sway bar

\_\_\_\_\_ mm

### Hub Carrier

- 0mm offset (SP107H)
- 1.2mm offset (TF009)

### Camber Angle

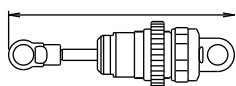
\_\_\_\_\_ °

### Shock

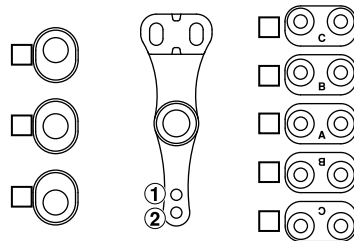
Front

Rear

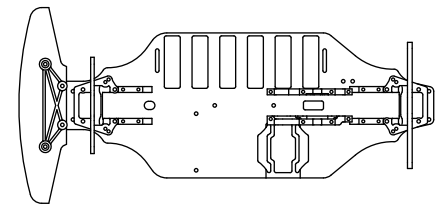
Shock Piston - \_\_\_\_\_  
 Shock Oil # \_\_\_\_\_ # \_\_\_\_\_  
 Shock Spring \_\_\_\_\_  
 Diaphragm \_\_\_\_\_  
 Pressure Form \_\_\_\_\_  
 Shock Length \_\_\_\_\_ mm \_\_\_\_\_ mm



### Steering Wiper



### Weight Placement



### Tire

Tire \_\_\_\_\_  
 Inserts \_\_\_\_\_  
 Wheel \_\_\_\_\_  
 Traction Compound 1st: \_\_\_\_\_ 2nd: \_\_\_\_\_

### Comments

### Others

Motor \_\_\_\_\_ 2nd Gear Ratio : 1.83  
 Pinion/Spur \_\_\_\_\_ / \_\_\_\_\_ Gear Ratio \_\_\_\_\_  
 Battery \_\_\_\_\_ ESC \_\_\_\_\_  
 Body \_\_\_\_\_ Wing \_\_\_\_\_

### Track Condition

- Smooth
- Bumpy
- Low Traction
- Med. Traction
- High Traction
- Asphalt
- Concrete
- Carpet
- Indoor
- Outdoor

Comment :